

Eurochain
Drive and conveyor chains

Product range



Here, not only the price is right, but quality and performance as well

Quality that stands up to any comparison

EUROCHAIN stands for solid, reliable quality – absolutely equal to the top brands of other European suppliers. EUROCHAIN chains are manufactured in accordance with DIN ISO 9001 and have solid rollers as standard. The breaking strength is significantly above the minimum DIN values.

Consistent pre-stretching results in minimum initial elongation. All EUROCHAIN chains have blued outer plates and are labeled with the EUROCHAIN stamp – no no-name product, but quality with a good reputation.

No nasty surprises

The EUROCHAIN logo and plate stamp are internationally protected. This eliminates the possibility of inferior copies and fraudulent imitators.

Money saving aspects

EUROCHAIN chains are provided with an effective initial lubrication (hot lubricant) and are therefore ready to be installed immediately. Temperature ranges from -25 °C up to +250 °C. Possible alternative is a low temperature lubricant from a range of -50 °C up to +50 °C.

48-hour delivery service

EUROCHAIN standard lengths (5 m carton boxes or reels) are delivered nationwide within 48 hours from an excellently stocked warehouse. In particularly urgent cases we offer 24-hour service. The EUROCHAIN assortment can also be supplied in customized lengths.

Conveyor chains made-to-order

Our EUROCHAIN competence center in Bad Salzflun is focused on customized conveyor chains with wide attachment plates, bent attachment plates and extendend pins. Short delivery times are guaranteed.

Considerable price advantages

In the mid-market segment, EUROCHAIN chains offer considerable price advantages compared to established suppliers. This outstanding value for money makes them even more interesting. EUROCHAIN really saves you money.

”The **EUROCHAIN** chain is a brand-name product. The chains are manufactured according to the strict **iwis** guidelines and are subject to constant quality control on location.”

Contents

Roller chains

- 4 Roller chains according to DIN 8187
- 6 Roller chains with straight side plates according to DIN 8187

Conveyor chains

- 7 Roller chains with narrow bent and straight attachment plates according to DIN 8187
- 8 Roller chains with wide bent and straight attachment plates according to DIN 8187
- 9 Roller chains with extended pins according to DIN 8187

Roller chains ANSI

- 10 Roller chains according to DIN 8188, american standard, ISO 606: 1994

Side bow chains

- 10 Side bow chains for transporting, conveying, pulling on curved shape tracks

Stainless steel roller chains

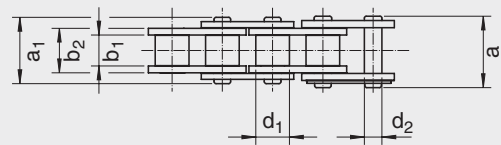
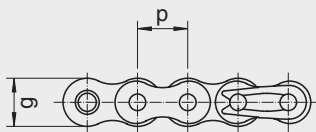
- 11 Stainless steel roller chains according to DIN 8187, AISI 302-304

EUROCHAIN® Roller chains
powered by iwis

according to DIN 8187

Eurochain designation	DIN ISO No.	Pitch p		Inner width b ₁ min. (mm)	Roller diameter d ₁ max. (mm)	Pin diameter d ₂ max. (mm)	Pin length chain a ₁ (mm)	Pin length conn. link ** a (mm)	Plate height g (mm)	Inner link width b ₂ max. (mm)	Transverse pitch e (mm)	Breaking strength DIN min. (N)	Weight per meter (kg)	Article No.
		mm	inches											
EC-6-M*	06 B-1	9,525	3/8	5,72	6,35	3,28	13,0	14,2	8,26	8,53	-	9.000	0,45	4000663
EC-6-D*	06 B-2	9,525	3/8	5,72	6,35	3,28	23,8	24,5	8,26	8,53	10,24	16.900	0,80	40002715
EC-6-T*	06 B-3	9,525	3/8	5,72	6,35	3,28	33,5	34,8	8,26	8,53	10,24	24.900	1,20	40002716
EC-8-M	08 B-1	12,700	1/2	7,75	8,51	4,45	16,4	19,0	11,80	11,30	-	18.000	0,68	4000666
EC-8-D	08 B-2	12,700	1/2	7,75	8,51	4,45	30,4	32,9	11,80	11,30	13,92	32.000	1,35	40002720
EC-8-T	08 B-3	12,700	1/2	7,75	8,51	4,45	44,5	47,0	11,80	11,30	13,92	47.500	2,00	40002721
EC-10-M	10 B-1	15,875	5/8	9,65	10,16	5,08	18,8	21,0	14,73	13,28	-	22.400	0,91	4000669
EC-10-D	10 B-2	15,875	5/8	9,65	10,16	5,08	35,8	37,8	14,73	13,28	16,59	44.500	1,84	40002725
EC-10-T	10 B-3	15,875	5/8	9,65	10,16	5,08	52,4	54,4	14,73	13,28	16,59	66.700	2,75	40002726
EC-12-M	12 B-1	19,050	3/4	11,68	12,07	5,72	21,8	23,7	16,10	15,62	-	29.000	1,25	4000672
EC-12-D	12 B-2	19,050	3/4	11,68	12,07	5,72	41,5	43,5	16,10	15,62	19,46	57.800	2,50	40002730
EC-12-T	12 B-3	19,050	3/4	11,68	12,07	5,72	61,0	63,0	16,10	15,62	19,46	86.700	3,80	40002731

* with straight side plates ** a = conn. link with spring clip

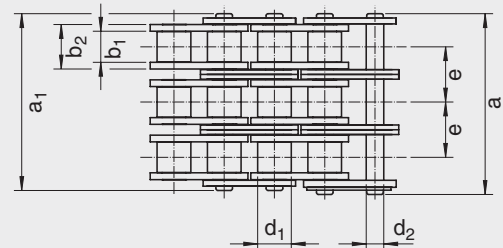
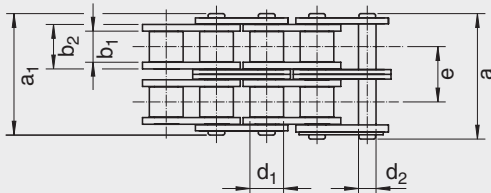


EUROCHAIN® Roller chains
 powered by iwis

according to DIN 8187

Eurochain designation	DIN ISO No.	mm	Pitch p		Inner width b_1 min. mm	Roller diameter d_1 max. (mm)	Pin diameter d_2 max. (mm)	Pin length chain a_1 (mm)	Pin length conn. link ** a (mm)	Plate height g (mm)	Inner link width b_2 max. (mm)	Transverse pitch e (mm)	Breaking strength DIN min. (N)	Weight per meter (kg)	Article No.
			inches	mm											
EC-16-M	16 B-1	25,40	1	17,02	15,88	8,28	36,1	36,9	21,0	25,4	-	60.000	2,70	40002732	
EC-16-D	16 B-2	25,40	1	17,02	15,88	8,28	68,0	68,0	21,0	25,4	31,88	106.000	5,40	40002733	
EC-16-T	16 B-3	25,40	1	17,02	15,88	8,28	99,9	100,7	21,0	25,4	31,88	160.000	8,00	40002734	
EC-20-M	20 B-1	31,75	1 1/4	19,56	19,05	10,19	43,2	45,3	26,4	29,0	-	95.000	3,58	40005137	
EC-20-D	20 B-2	31,75	1 1/4	19,56	19,05	10,19	79,0	81,8	26,4	29,0	36,40	170.000	7,14	40005932	
EC-20-T	20 B-3	31,75	1 1/4	19,56	19,05	10,19	116,0	118,3	26,4	29,0	36,40	250.000	10,70	40005207	
EC-24-M	24 B-1	38,10	1 1/2	25,40	25,40	14,63	53,4	60,0	33,4	37,9	-	160.000	6,86	40005206	
EC-24-D	24 B-2	38,10	1 1/2	25,40	25,40	14,63	101,0	108,4	33,4	37,9	48,36	280.000	13,68	40005210	
EC-24-T	24 B-3	38,10	1 1/2	25,40	25,40	14,63	150,0	156,8	33,4	37,9	48,36	425.000	20,50	40005212	
EC-32-M	32 B-1	50,80	2	30,99	29,21	17,81	67,4	71,9	42,2	45,5	-	250.000	9,33	40005133	
EC-32-D	32 B-2	50,80	2	30,99	29,21	17,81	126,0	130,4	42,2	45,5	58,55	450.000	18,60	40005214	
EC-32-T	32 B-3	50,80	2	30,99	29,21	17,81	184,0	189,0	42,2	45,5	58,55	670.000	27,87	40002230	

** a = conn. link with spring clip



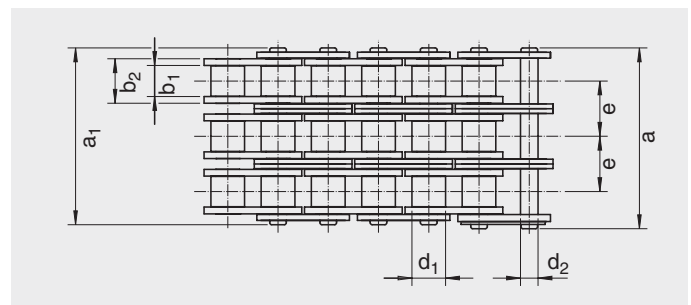
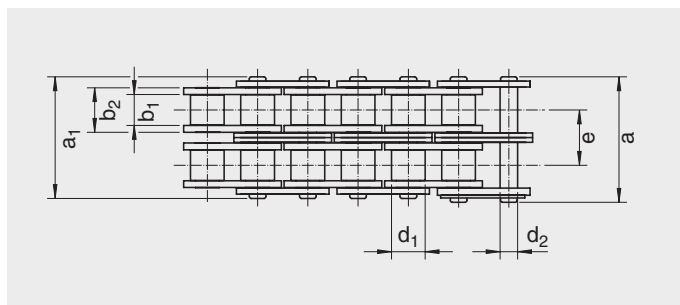
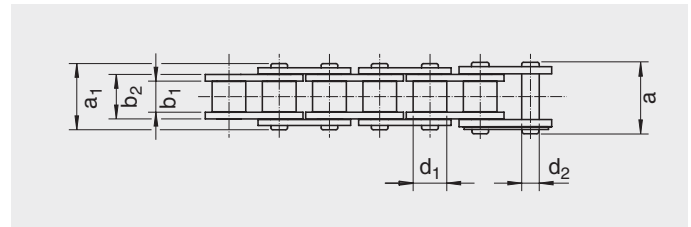
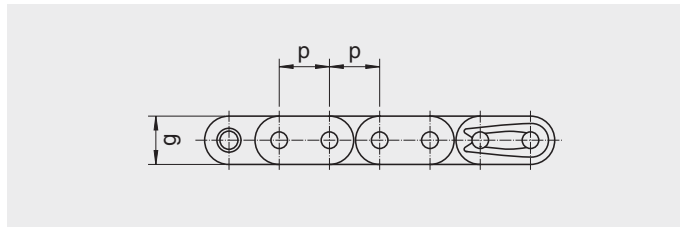


Roller chains with straight side plates

according to DIN 8187

Eurochain designation	DIN/ISO No.	Pitch p		Inner width b ₁ min.		Roller diameter d ₁ max. (mm)	Pin diameter d ₂ max. (mm)	Pin length chain a ₁ (mm)	Pin length conn. link ** a (mm)	Plate height g (mm)	Inner link width b ₂ max. (mm)	Transverse pitch e (mm)	Breaking strength DIN min. (N)	Weight per meter (kg)	Article No.
		mm	inches	mm	inches										
EC-6-M GL	06 B-1	9,525	3/8	5,72	7/32	6,35	3,28	13,0	15,12	8,2	8,53	-	9.000	0,45	4000663
EC-6-D GL	06 B-2	9,525	3/8	5,72	7/32	6,35	3,28	23,8	26,15	8,2	8,53	10,24	16.900	0,80	40002715
EC-6-T GL	06 B-3	9,525	3/8	5,72	7/32	6,35	3,28	33,5	34,80	8,2	8,53	10,24	24.900	1,20	40002716
EC-8-M GL	08 B-1	12,700	1/2	7,75	5/16	8,51	4,45	16,4	19,00	11,8	11,30	-	18.000	0,68	40000732
EC-8-D GL	08 B-2	12,700	1/2	7,75	5/16	8,51	4,45	30,4	32,90	11,8	11,30	13,92	32.000	1,35	40000733
EC-8-T GL	08 B-3	12,700	1/2	7,75	5/16	8,51	4,45	44,5	47,00	11,8	11,30	13,92	47.500	2,00	40000734
EC-10-M GL	10 B-1	15,875	5/8	9,65	3/8	10,16	5,08	18,8	21,00	13,9	13,28	-	22.400	0,91	40000735
EC-10-D GL	10 B-2	15,875	5/8	9,65	3/8	10,16	5,08	35,8	36,80	13,9	13,28	16,59	44.500	1,84	40000736
EC-10-T GL	10 B-3	15,875	5/8	9,65	3/8	10,16	5,08	52,4	54,40	13,9	13,28	16,59	66.700	2,75	40000737
EC-12-M GL	12 B-1	19,050	3/4	11,68	7/16	12,07	5,72	21,8	23,70	16,1	15,62	-	29.000	1,25	40000738
EC-12-D GL	12 B-2	19,050	3/4	11,68	7/16	12,07	5,72	41,5	43,50	16,1	15,62	19,46	57.800	2,50	40000739
EC-12-T GL	12 B-3	19,050	3/4	11,68	7/16	12,07	5,72	61,3	63,00	16,1	15,62	19,46	86.700	3,80	40000740
EC-16-M GL	16 B-1	25,400	1	17,02	-	15,88	8,28	36,1	36,90	20,3	25,40	-	60.000	2,70	40001162
EC-16-D GL	16 B-2	25,400	1	17,02	-	15,88	8,28	68,0	68,80	20,3	25,40	31,88	106.000	5,40	40001690
EC-16-T GL	16 B-3	25,400	1	17,02	-	15,88	8,28	99,8	100,70	20,3	25,40	31,88	160.000	8,00	40001695

** a = conn. link with spring clip





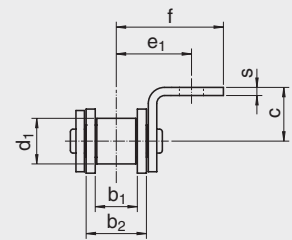
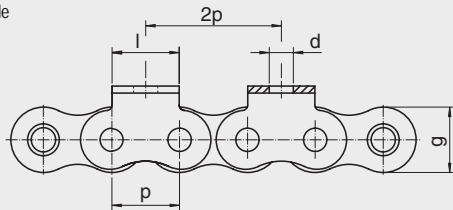
Roller chains with narrow bent and straight attachment plates

based on EUROCHAIN roller chains complying with DIN 8187

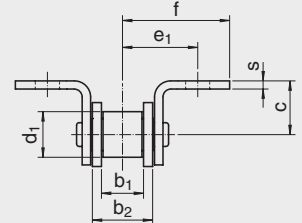
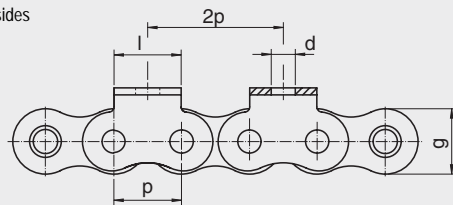
Eurochain designation	Pitch pp		Inner width b_1 min. (mm)	Inner link width b_2 max. (mm)	Roller diameter d_1 max. (mm)	Plate height g max. (mm)	Breaking strength min. (N)	Dimensions of attachments							
	mm	inches						a (mm)	b (mm)	c (mm)	d (mm)	e_1 (mm)	f (mm)	l (mm)	s (mm)
EC-6-M*	9,525	3/8	5,72	8,53	6,35	8,2	9.000	9	13,8	5,7	3,5	10,3	13,7	8	1,3
EC-8-M	12,7	1/2	7,75	11,3	8,51	11,8	18.000	14,7	20,3	10	4,5	12,9	18,5	12,5	1,3
EC-10-M	15,875	5/8	9,65	13,28	10,16	14,73	22.400	17,2	26,7	10	5,5	16,9	26,4	15	1,6
EC-12-M	19,05	3/4	11,68	15,62	12,07	16,1	29.000	18,7	29	11	6,6	19,2	29,5	18,5	1,8
EC-16-M	25,4	1	17,02	25,4	15,88	20,3	60.000	28,6	41,5	18	9	28,7	41,6	25	3,1

* only with straight side plates

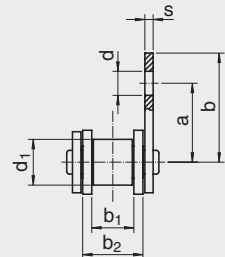
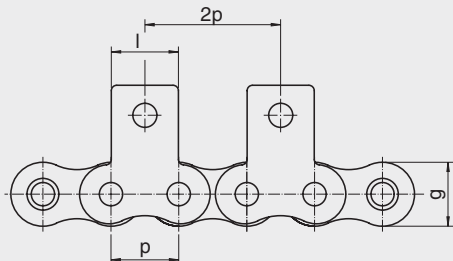
A
Bent attachment plate on one side
EC-2020.1



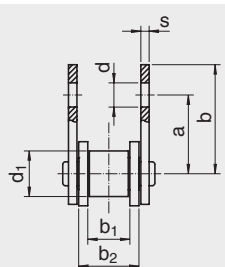
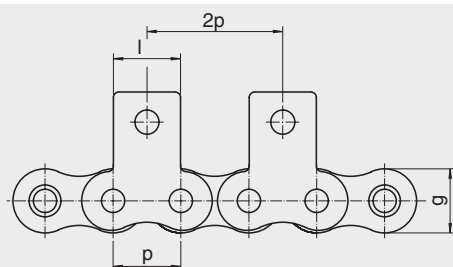
B
Bent attachment plates on both sides
EC-2020.1



D
Attachment plate on one side
EC-1020.1



E
Attachment plate on both sides
EC-1020.1





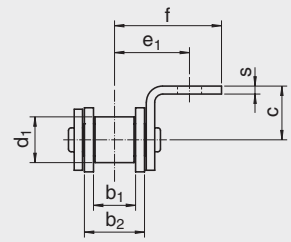
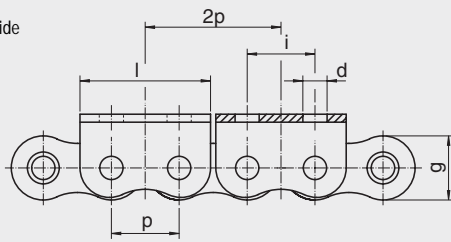
Roller chains with wide bent and straight attachment plates

based on EUROCHAIN roller chains complying with DIN 8187

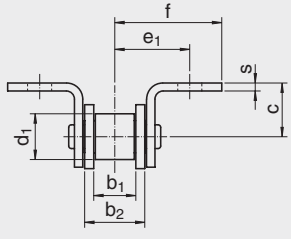
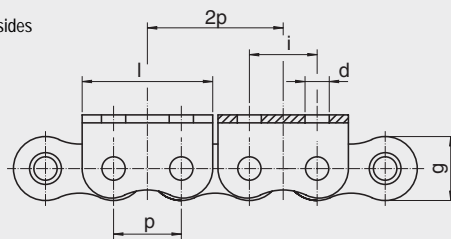
Eurochain designation Nr.	Pitch p		Dimensions of attachments													
	mm	inches	Inner width b_1 min. (mm)	Inner link width b_2 max. (mm)	Roller diameter d_1 max. (mm)	Plate height g max. (mm)	Breaking strength min. (N)	b (mm)	c (mm)	d (mm)	e_1 (mm)	f (mm)	i (mm)	k (mm)	l (mm)	s (mm)
EC-6-M*	9,525	3/8	5,72	8,53	6,35	8,2	9.000	12,6	5,7	3,2	10,3	13,7	9,525	9,2	18,2	1,3
EC-8-M	12,7	1/2	7,75	11,3	8,51	11,8	18.000	20,3	10	4,5	12,9	18,5	12,7	14,7	24,3	1,3
EC-10-M	15,875	5/8	9,65	13,28	10,16	14,73	22.400	26,7	10	5,5	16,9	26,4	15,9	17,2	29	1,6
EC-12-M	19,05	3/4	11,68	15,62	12,07	16,1	29.000	29	11	6,6	19,2	29,5	19,1	18,7	33,2	1,8
EC-16-M	25,4	1	17,02	25,4	15,88	20,3	60.000	41,3	18	9	28,7	41,6	25,4	28,4	45,6	3,1

* Only with straight side plates

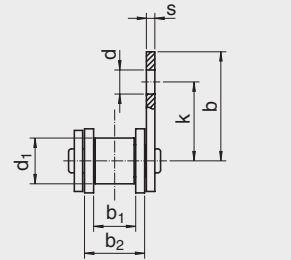
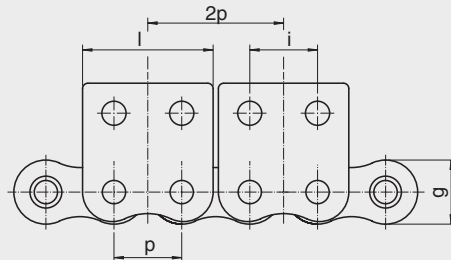
A2
Bent attachment plate on one side
EC-2030.2



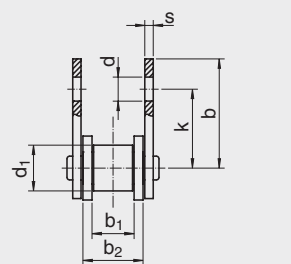
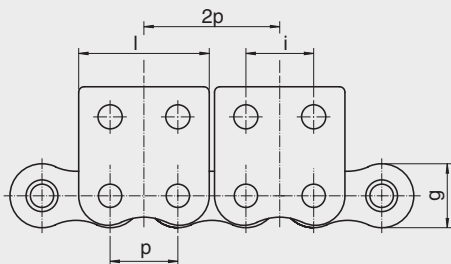
B2
Bent attachment plate on both sides
EC-2030.2



D2
Attachment plate on one side
EC-1030.2



E2
Attachment plate on both sides
EC-1030.2



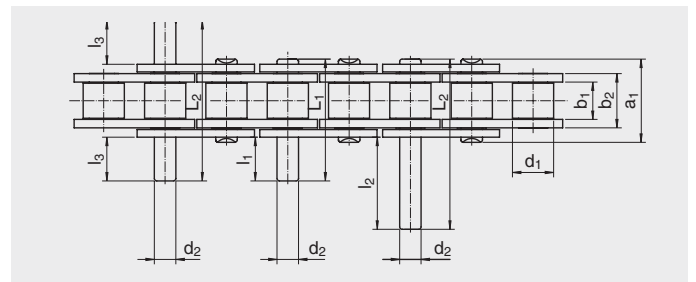
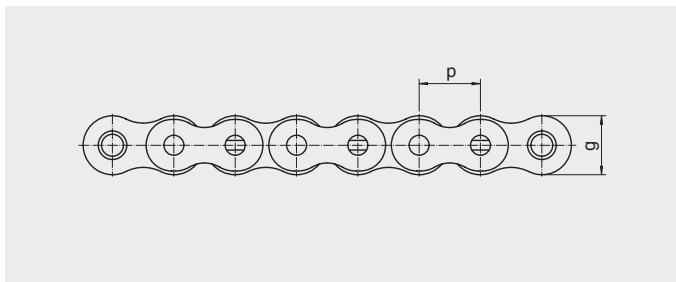


Roller chains with extended pins

based on EUROCHAIN roller chains complying with DIN 8187

Eurochain designation	Pitch p		Inner width b_1 min. (mm)	Inner link width b_2 max. (mm)	Roller diameter d_1 max. (mm)	Pin diameter d_2 h9 (mm)	Plate height g max. (mm)	Breaking strength min. (N)	Pin length a_1 max. (mm)	Pin length L_1 max. (mm)	Pin length L_2 max. (mm)	Pin extension length		
	mm	inches										l_1 max. (mm)	l_2 max. (mm)	l_3 max. (mm)
EC-6-M*	9,525	3/8	5,72	8,53	6,35	3,28	8,2	9.000	13,0	23,8	33,5	11,4	21,3	11,0
EC-8-M	12,700	1/2	7,75	11,30	8,51	4,45	11,8	18.000	16,4	30,4	44,5	14,5	29,1	15,2
EC-10-M	15,875	5/8	9,65	13,28	10,16	5,08	14,7	22.400	18,8	35,8	52,4	17,9	34,6	17,8
EC-12-M	19,050	3/4	11,68	15,62	12,07	5,72	16,1	29.000	21,8	41,5	61,0	20,7	40,4	20,8
EC-16-M	25,400	1	17,02	25,40	15,88	8,28	20,3	60.000	36,1	68,0	99,8	34,0	65,8	34,0

* Only with straight side plates

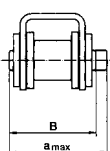


Roller chains with U-shaped attachments

for fitting to EUROCHAIN roller chains with U-shaped attachments: 3030.2 und 3030.9

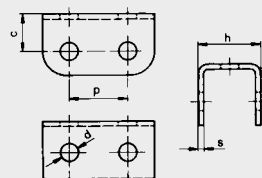
Eurochain designation	p (mm)	max B (mm)	a_{max} (mm)	c (mm)	d (mm)	h (mm)	k (mm)	s (mm)	Article No.	
									Attachment 3030.2	Attachment 3030.9
EC-8-M	12,700	19,5	22,0	8,3	4,48	14,5	4,0	1,3	40003131	40003125
EC-8-D	12,700	33,5	35,9	8,3	4,48	28,4	4,0	1,3	40003442	40003127
EC-10-M	15,875	21,9	24,0	10,5	5,15	16,4	2,5	1,3	40003132	40003128
EC-10-D	15,875	38,9	40,8	10,5	5,15	33,0	2,5	1,3	40003443	40003445
EC-12-M	19,050	25,9	27,7	13,0	5,79	19,0	8,0	1,8	40003134	40003129
EC-12-D	19,050	45,4	47,5	12,0	5,79	39,0	7,5	1,8	40003444	40003447
EC-16-M	25,400	39,3	40,9	15,4	8,40	30,0	6,0	1,8	40003135	40003130

CHAIN WIDTH:

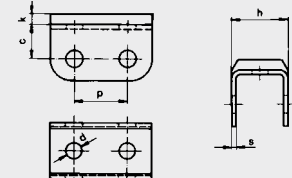


When U-shaped attachments are fitted between the inner and outer plates the chain width increases above standard.

No. 3030.2 with standard attachment hole



No. 3030.9 with rubber cover

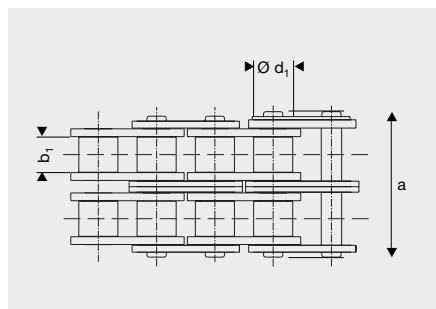
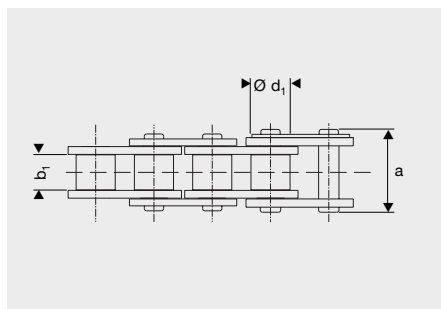


Cover material: elastomer, hardness 60-65 shore, acidresisting, non-abrasive, temperature up to 90°C, heat-resistant, colour white

EUROCHAIN® Roller chains
powered by iwis

according to DIN 8188, american standard, ISO 606: 1994

Eurochain designation	DIN ISO No.	Ref. Number	mm	Pitch p inch (Zoll)	Inner width b_1 min. (mm)	Roller diameter d_1 max. (mm)	Pin diameter d_2 max. (mm)	Pin length chain a_1 (mm)	Pin length conn. link * a (mm)	Plate height g (mm)	Transverse pitch e (mm)	Breaking strength DIN min. (N)	Weight per 1 m (kg)	Article No. 10ft. plus conn. link
Single chains														
EC8M-A	08 A-1	ANSI 40-1	12,70	1/2	7,85	7,92	3,98	17,80	21,00	12,00	-	14.100	0,65	40005625
EC10M-A	10 A-1	ANSI 50-1	15,575	5/8	9,40	10,16	5,09	21,80	25,00	15,00	-	22.200	1,09	40006189
EC12M-A	12 A-1	ANSI 60-1	19,05	3/4	12,58	11,91	5,96	26,90	31,00	18,00	-	31.800	1,51	40006265
EC16M-A	16 A-1	ANSI 80-1	25,40	1	15,75	15,87	7,94	33,50	38,00	24,10	-	56.700	2,65	40005641
Double chains														
EC8D-A	08 A-2	ANSI 40-2	12,70	1/2	7,85	7,92	3,98	32,30	36,20	12,00	14,38	28.200	1,28	40005646
EC10D-A	10 A-2	ANSI 50-2	15,575	5/8	9,40	10,16	5,09	39,90	44,00	15,00	18,11	44.400	2,10	40005651
EC12D-A	12 A-2	ANSI 60-2	19,05	3/4	12,58	11,91	5,96	49,80	54,40	18,00	22,78	63.600	3,01	40005656
EC16D-A	16 A-2	ANSI 80-2	25,40	1	15,75	15,87	7,94	62,70	68,10	24,10	29,29	113.400	5,24	40005661

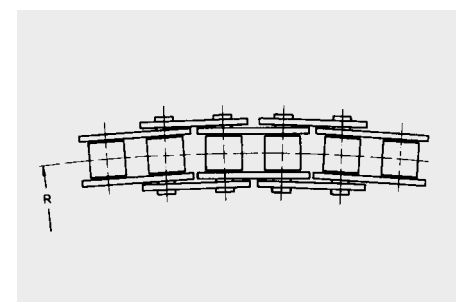
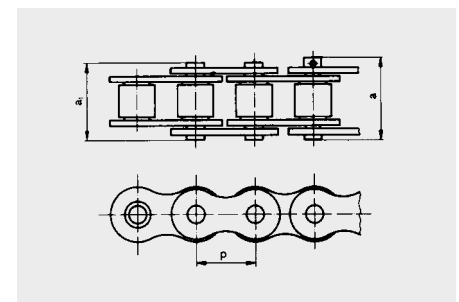


* a = conn. link with spring clip

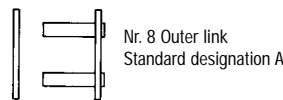
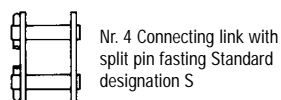
Side bow chains

Transporting, conveying, pulling on curved shape tracks

Eurochain designation	Pitch p (mm)	a_1 (mm)	Outer width a (mm)	Minimum radius R (mm)	Breaking strength IWIS F_a (N)	Continuous (N)	Transient (N)	Weight (kg/m)	Max. permissible chain pull power	Connecting links available	Article No.
EC-8-MSB	12,7	16,8	17,8	400	9.500	720	1800	0,65	2, 4, 8		40002901



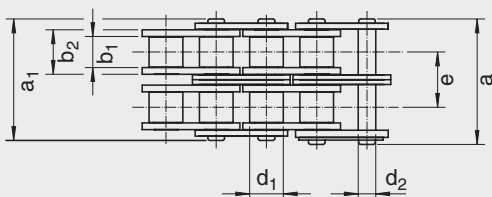
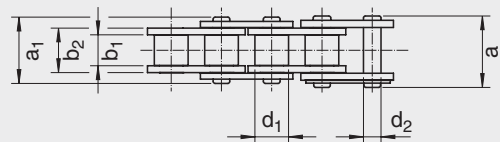
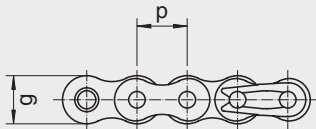
CHAIN COMPONENTS AND CONNECTING LINKS



Eurochain designation	DIN ISO No.	Pitch p		Inner width b ₁ min.		Pin length chain a ₁ (mm)	Pin length conn. link ** a (mm)	Plate height g (mm)	Transverse pitch e (mm)	Breaking strength Eurochain min. (N)	Article No.
		mm	inches	mm	mm						
ECS-6-M*	06 B-1	9,525	3/8	5,72	6,35	3,28	13,5	8,2	-	6.000	40005312
ECS-6-D	06 B-2	9,525	3/8	5,72	6,35	3,28	23,8	8,2	10,24	11.000	40005732
ECS-8-M	08 B-1	12,700	1/2	7,75	8,51	4,45	17,0	11,8	-	11.000	40005142
ECS-8-D	08 B-2	12,700	1/2	7,75	8,51	4,45	31,0	11,8	13,92	19.800	40002284
ECS-10-M	10 B-1	15,875	5/8	9,65	10,16	5,08	19,6	14,7	-	15.500	40005461
ECS-10-D	10 B-2	15,875	5/8	9,65	10,16	5,08	36,2	14,7	16,59	29.000	40005983
ECS-12-M	12 B-1	19,050	3/4	11,68	12,07	5,72	22,7	16,1	-	17.500	40002287
ECS-12-D	12 B-2	19,050	3/4	11,68	12,07	5,72	42,2	16,1	19,46	31.450	40002288
ECS-16-M	16 B-1	25,40	1	17,02	15,88	8,28	36,1	21,0	-	34.600	40002289
ECS-16-D	16 B-2	25,40	1	17,02	15,88	8,28	68,0	21,0	31,88	68.000	40002290

* with straight side plates

** a = conn. link with spring clip



Get in touch with us!
Our competent team of employees in the office
and on the road is pleased to offer you extensive advice.

Given by:

iwis antriebssysteme
GmbH & Co. KG
Albert-Roßhaupter-Straße 53
81369 München
GERMANY
Tel. +49 89 76909-1600
Fax +49 89 76909-1122
Internet: www.iwis.com
eMail: sales@iwis.com

Member of:



iwis
antriebssysteme
wir bewegen die welt